

$\Phi 4\text{mm}$ 650nm Laser Module

$$P_o < 3\text{mW}$$

Features

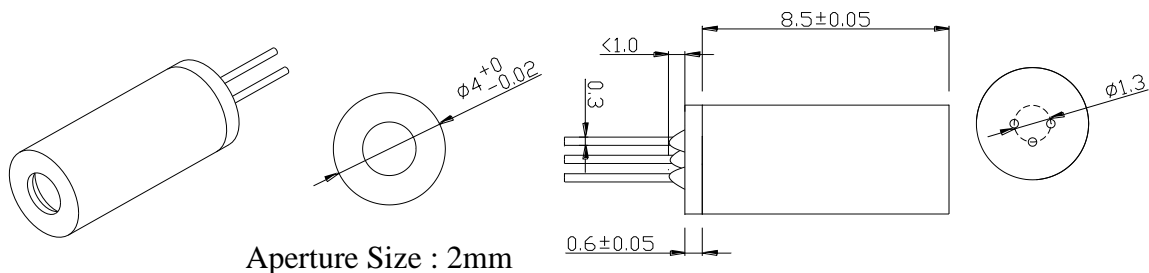
1. APC (auto power control) IC inside
2. Low current consumption of the APC circuit
3. Much smaller LD module
4. Surge current protection
5. High quality lens for output beam

**Absolute maximum ratings**

Item	Symbol	Rating	Unit
Power supply voltage	V_{cc}	3.3	V
Laser Module optical output power	P_o	<3	mW
Operation temperature	T_{opr}	0~40	$^{\circ}\text{C}$
Storage temperature	T_{stg}	0~60	$^{\circ}\text{C}$

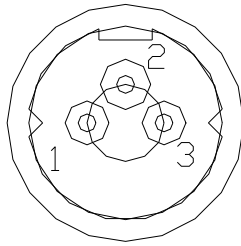
Electrical and optical characteristics ($T_c=25^{\circ}\text{C}$)

Item	Symbol	Min.	Typ.	Max	Unit	Condition
Wavelength	λ	-	655	-	nm	$P_o=3\text{mW}$
Operation current	I_{op}	-	-	30	mA	$P_o=3\text{mW}$ $V_{cc}=3\text{V}$
Operation voltage	V_{op}	2.5	-	3.3	Volt	
Laser Beam spot size at 10m		<20mm				
Divergence angle		2 mrad				
Mean time to failure (MTTF) 25 $^{\circ}\text{C}$		>10000 hrs				

Outline dimensions (Units: mm)**Laser Safety Precautions**

1. Do not look into the laser beam directly by eyes. The laser beam may cause severe damage to human eyes.
2. Optical Lens is made of plastic or glass. Do not contaminate lens by soiling, oil or chemical.

PIN Assignment:

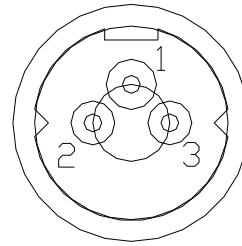


A type : Heat sink stand (-)

Pin 1 : Vcc

Pin 2 : GND

Pin 3 : NC (No external connection)

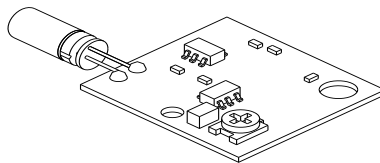
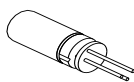
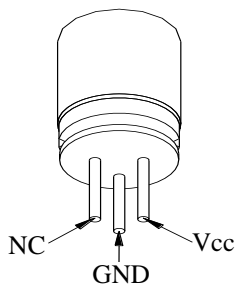


B type :Heat sink stand (+)

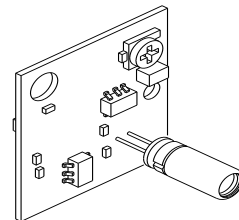
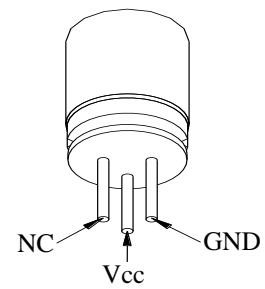
Instruction manual

1. DC Power connection mode 1

A type : Heat sink stand (-)



B type :Heat sink stand (+)



2. DC Power connection mode 2

