

# Visible APC Laser Module

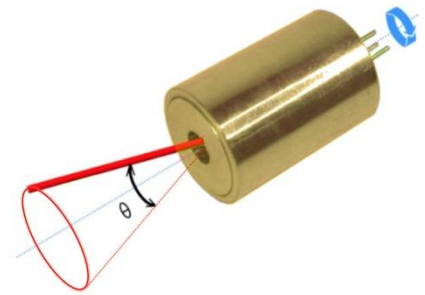
APCD-635-12-C2-A&B

6-2D-LM63-028 Rev.00

## Φ10.5mm 635nm Coaxial Laser Module

### Features

- APC (auto power control) driver IC inside.
- 5mW output power.
- Output beam is aligned to the centre-line of the module.
- The tolerance of  $\theta/2$  is  $\pm 0.05^\circ$ .



### Absolute maximum ratings

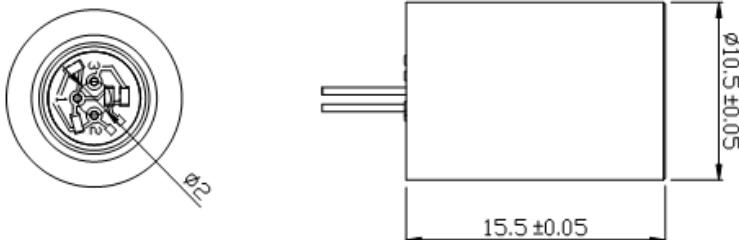
Parameter	Symbol	Rating	Unit
Power supply voltage	V <sub>cc</sub>	3.3	V
Laser Module optical output power	P <sub>o</sub>	<1	mW
Operation temperature	T <sub>opr</sub>	-5~40	°C
Storage temperature	T <sub>stg</sub>	-20~60	°C

### Electrical and optical characteristics (T<sub>c</sub>=25 °C)

Parameter	Symbol	Min.	Typ.	Max.	Unit	Conditions
Wavelength	$\lambda$	632	635	645	nm	P <sub>o</sub> = 1mW
Operation current	I <sub>op</sub>	-	30	40	mA	P <sub>o</sub> = 1mW ; V <sub>cc</sub> =3V
Optical output power	P <sub>out</sub>	0.5		0.9	mW	
Operation voltage	V <sub>op</sub>	2.8	-	3.3	Volt	
Laser Beam spot size at 10m				<15mm		
Divergence angle				1.2 mrad		
Coaxial precision				< 0.1 degree		

\* Sufficient heat dissipation is required for CW operation

### Outline dimensions (Units:mm)



ARIMA LASERS CORP.

PHONE: 886-3-4699800 | FAX: 886-3-4699600

E-MAIL: Ldsales@arimalasers.com | www.arimalasers.com

For reference only. Contents above are subject to change without notice.

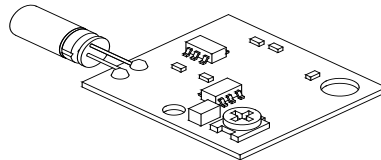
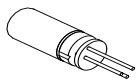
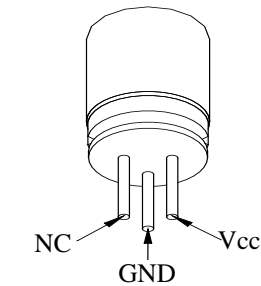
**Arima**  
LASERS

## Φ10.5mm 635nm Coaxial Laser Module

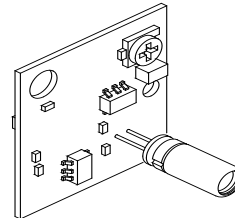
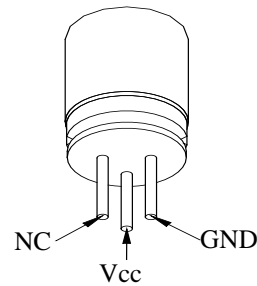
### Instruction manual

#### DC Power connection mode 1

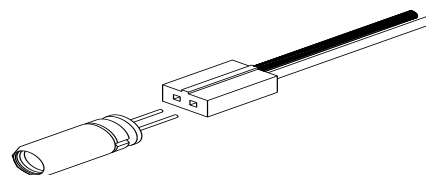
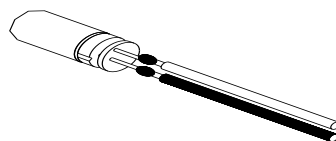
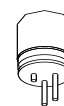
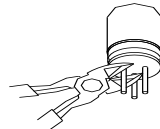
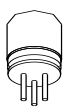
**A type** : Heat sink stand (-)



**B type** :Heat sink stand (+)



#### DC Power connection mode 2



#### ● Precautions

- \* Do not operate the device above maximum ratings. Doing so may cause unexpected and permanent damage to the device.
- \* Take precautions to avoid electrostatic discharge and/or momentary power spikes. A change in the characteristics of the laser or premature failure may result.
- \* Proper heat sinking of the device assures stability and lifetime. Always ensure that maximum operating temperatures are not exceeded.
- \* Observing visible or invisible laser beams with the human eye directly, or indirectly, can cause permanent damage. Use a camera to observe the laser.
- \* No laser device should be used in any application or situation where life or property is at risk in event of device failure.
- \* Specifications are subject to change without notice. Ensure that you have the latest specification by contacting us prior to purchase or use of the product

#### ARIMA LASERS CORP.

PHONE: 886-3-4699800 | FAX: 886-3-4699600

E-MAIL: [Ldsales@arimalasers.com](mailto:Ldsales@arimalasers.com) | [www.arimalasers.com](http://www.arimalasers.com)

*For reference only. Contents above are subject to change without notice.*

**Arima**  
LASERS